

Operations Manual



EYEBROWS
CHIN
ARMS
FULL BODY



The *Safer* Choice In Professional Hair Removal

Nufree® finipil® hair removal system is less painful than waxing, gentle for all skin types, and is antibacterial – making it the safer choice for full body hair removal.

Made in the USA by equibal labs



800-247-2405
nufree-professionals.com

nufree®
nudesse® | finipil®

Fill out the salon registry / warranty card that came with the Servicenter!

SALON REGISTRY / WARRANTY CARD

ATTENTION: 1 year warranty null and void if card is not filled out and mailed in within 30 days from date of purchase.

SAVE INVOICE

Purchase Date _____ Invoice # _____ Serial # M

Salon Name _____ Phone _____

Name of Owner _____ Full Body Service Facial Only

Street Address _____ City _____

State _____ Zip _____ Website _____

Distributor (Company) _____ Salesperson _____

Nufree finipil

800-247-2405 www.nufree.com

Registered Salons Get:

- Customer referrals
- Free national advertising
- 1 year warranty on heater

By returning this card you become a registered Nufree Salon.

Make Sure to Always have a Client Information Record Pad!

Customers need to fill this out before EVERY Nufree® - finipil® procedure.

Client Record Pads ask clients if they use acids on their skin, take prescription acne medications, and other important information that YOU NEED TO KNOW before proceeding with a Nufree® finipil® treatment.

NUFREE® - FINIPIL® CLIENT INFORMATION RECORD
To be kept in Salon

NEVER combine any outside products with the Nufree Hair Removal System. FOLLOW warning label, instruction poster or book, heater rules and video instructions.

Is Client on Retin A? _____ NEVER remove hair from Retin A areas.

Is Client on Accutane? _____ NEVER remove hair while on Accutane (oral acne drug).

Is Client using any ACIDS? (wrinkle or acne medications) _____ NEVER remove hair if acids are applied to area less than 72 hours before Nufree treatments. questions about acids please call 800-247-2405

**For very coarse or ingrown hair, CLIENT may need to start using PATENTED finipil 100 "daily" for 7 days before getting their first Nufree treatment.

ALWAYS apply PATENTED finipil Pro/Elec after every hair removal. Client should go home with finipil Pro Packet. Instruct client how to use PATENTED finipil 100.

1st appointment. Client should purchase PATENTED finipil 50 or PATENTED finipil 100 to use at home daily on damp skin.

Is Client using finipil at home? _____

2nd _____ 3rd _____ 4th _____ 5th _____ 6th _____

If client is MENSTRUATING or RETAINING WATER for some other reason. Test for water retention by pressing thumb to a fleshy area for 3 seconds; if the skin stays white, client is retaining water. Have a cool wet tissue or paper towel ready to apply gently over the PATENTED finipil for 60 seconds.

Client Name _____ Phone # _____

Address _____

Date of last Menstrual cycle _____

Medications _____

Works near UV source? _____ In sun daily? _____ Uses tanning bed? _____

1st Appointment Date _____ 2nd Appointment Date _____ 3rd Appointment Date _____
(Must have 7-10 days hair growth) (3 weeks from 1st appt.-no sooner) at least 4 weeks from 2nd)

Took home finipil Lait 50 or 100? _____ 4th Appointment Date _____
(If yes, next appt. will be 4-5 weeks from 3rd)

If using PATENTED finipil faithfully, client should be able to add 4-5 days more between each appointment.

Remember, tanning and extra UV exposure can increase the hair growth cycle. If client wants to tan and slow the growth cycle, recommend Cool Bronze (which is PATENTED finipil with a tanner). It takes about 7 hours to develop and provides a natural looking tan according to skin type. They can apply in-between treatments as well. Have Client sign below.

I, _____ understand everything above and agree to have the Nufree/finipil Hair Removal Service done _____ Date _____

Equal Inc. 1-800-247-2405 www.nufree.com


Heater Set Up

1.  Remove basket.

2.  Attach protective **PLASTIC RIM** to top of heater. **Turn to lock in place.**

3.  Attach 2nd protective **PLASTIC RIM** to bottom of heater. **Turn to lock in place.**

4.  Wipe rim with a "little" **Erasing Lotion** before using to make clean up easier.

5.  Place **PAPER COLLAR** on plastic rim, then insert basket.

6.  **FLIP SWITCH** to turn heater on. **NEVER LEAVE SWITCH ON OVERNIGHT.**

7.  Rest open jar on "scraper bar". Let Nufree melt into basket. **DO NOT OVER FILL.**

****PRO 32 oz. HEATER takes two 16 oz. jars of Nufree to fill.**

8.  Turn dial to between (4-5). **CAUTION!!! NEVER USE PRODUCT HEATED ABOVE "5" ON CLIENT.**

RED LIGHT means the heater is on.
GREEN LIGHT means heater has reached set temperature.

9.  Cover heater with **vented top.**

Always Test Temperature

Always test temperature of Nufree on yourself, before applying to client.

For more information please call 800.247.2405

Instructions for use

- Plug into power supply and turn on switch.
- Turn dial to between (4-5).
- Place jar of Nufree on top of heater, let product melt into basket.
- **CAUTION! NEVER use product on client heated above (5).**
- **Always test temperature of Nufree on yourself, before applying to client.**

Heater Safety tips

- NEVER LEAVE heater “on” overnight.
- Never submerge heater in water.
- Never turn on heater without product inside.
- **Never let Nufree go below “time to add product” line. If Nufree becomes low, the temperature of product will become too hot.**
- Never allow water to come in contact with product or heater.
- Heater is capable of producing high temperature. Never move heater while Nufree is hot.

Recommendation

• We suggest that the heater is switched on approximately 20 minutes before treatments are due to commence to ensure that Nufree has reached the correct working temperature.

• **Always use scraper bar, not sides of basket, when removing excess Nufree from applicator.**

Cleaning

- The heater should only be cleaned with Nufree Erasing Lotion.
- Never use harsh solvents as they will damage the heater and may produce toxic fumes when the heater is operated and voids all warranties.
- Nufree spilt onto the heater casing should be removed as soon as possible. If product is allowed to harden, removal is more difficult.
- It is especially important to keep the on/off switch free of Nufree.

Tips To Always Follow!

- **Always watch Nufree finipil instruction videos (on-line) before you perform any Nufree procedure.**
- Sanitize hands before every customer.
- Keep our number (1-800-247-2405) by your phone and bookmark www.nufree.com
- Keep Operations Manual and Instruction Poster handy for quick reference.
- **Never let Nufree go below “time to add product” line. If Nufree becomes low, the temperature of product will become too hot.**
- NEVER substitute any products in the Servicenter.
- **According to UL, Intertek and CSA NEVER use a numbing agent before applying any hair removal that is heated.**
- **Always apply finipil® pro/elec immediately after every Nufree® treatment.**
- **Use Erasing Lotion if you make a mistake. Nufree is completely erasable.**
- finipil® LAIT 50 should be sold to the client to use daily.
- **Never cut strips. Only tear down lengthwise!**
- Never use a shortened strip. You must use the full length.
- Always apply Nufree thinly.
- Always hold skin tight and continue to hold tight for at least 3 seconds after strip has left body.
- Always fill out client information sheet on every customer before they receive service.

Visit www.nufree.com
for show dates and education.

Protect Your Credibility & Liability With Antiseptic finipil®

finipil®

Nufree® epilates the papilla and bulb, therefore the hair follicle is empty! That's why antiseptic finipil is applied on Nufree clients before they leave the salon. finipil protects your clients' skin by keeping the empty hair follicle clean, killing germs and helping to prevent ingrown hairs by keeping the skin moisturized.



▶ The daily use of finipil LAIT 50 protects your clients' skin between hair removal treatments.

▶ The patented finipil line of products has been dermatologist researched, tested and approved.

Why Use finipil®?

- Prevents infection of the empty follicle.
- Kills 99.999% of germs.
- Cools the temperature of the empty hair follicle, helping to reduce puffiness and redness.
- Shrinks, reduces swelling and protects the empty hair follicle.
- Breaks fats and oils to prevent clogging of the hair follicle.
- Increases elasticity in the hair follicle wall which helps Nufree remove hair easily.



finipil pro/elec for professional use only

For use (in salon) immediately after Nufree or electric hair removal treatments. Destroys 99.999% of bacteria, while instantly cooling, soothing and protecting the empty hair follicle.

▶ finipil is a FDA registered over the counter antiseptic.

▶ Sell finipil LAIT 50 to the client for continued daily use.



finipil isn't just for after hair removal.

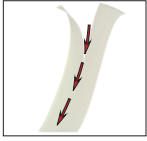
Patented finipil is also used anywhere you need an antiseptic along with instant cooling and soothing.

- Hair Station** - use on minor burns
- Electrical Hair Removal Station** - replaces cataphoresis
- Manicure & Pedicure Station** - apply to minor abrasions
- Chapped Dry Skin** - use to soothe and moisturize

Nufree is easy to use.

Quick & Easy Nufree® finipil® Procedure.

Remember not to skip any of these steps!



Nufree Strips Tear Easily
Never cut strips.
Always tear lengthwise



Apply Nufree.



Use Nufree approved epilating strip.
(always hold end of strip)



epilated hair



Apply **Erasing Lotion** to remove Nufree if you applied incorrectly.



Apply **finipil** immediately after Nufree treatment. Cools, soothes and protects.

Only use Nufree Erasing Lotion to Clean Heater

- Apply Erasing Lotion to strip.
- Wipe away any Nufree spills on rim, scraper bar & sides of heater.
- Never use solvents, alcohols or corrosive cleaners.



Nufree Strips Tear Easily

- Never cut strips.
- Always tear lengthwise.



ATTENTION:

Nufree is to be used only with Nufree Epilating Strips, Erasing Lotion and finipil.

DO NOT USE WITH alcohols, astringents or talcum.


Nufree sticks to hair oil only. Make sure skin is NOT damp.

Nufree must be heated in the Nufree heater ONLY.

Customer Referrals

Thousands of customers are referred to Registered Salons and Spas all over the country!

Plus all Nufree® Salons are added to our on-line salon locator.



Customers looking for Nufree treatments search by zip code for a salon near them!

Make sure your information is up to date!

National Advertising

We are constantly advertising Nufree® finipil® nationwide - sending customers to your salon!



Training Videos

Visit nufree-professionals.com OR

Search for Nufree® finipil® on YouTube.

All Nufree training videos are available in three different languages: English, Español and Français.

Nufree® finipil® is strictly a professional product.

In order to use Nufree hair removal you...

- Need to be a licensed cosmetologist or esthetician.
- Need to purchase a Nufree Pro or Mini Servicer and use all supporting products.
- Must register your salon by mailing in your Nufree heater's warranty card.

Nufree refill products cannot be purchased unless you are a Registered Nufree Salon.

Equibal (1) Year Limited Warranty - Heater

- 1. The Salon Registry / Warranty Card (included in your Servicenter) must be completely filled out by purchaser.**
- 2. Proof of purchase must be saved.**
- 3.** The Nufree heater is warranted to the original purchaser from Equibal Inc., authorized dealers, stores and on-line (except for e-bay transaction) to be free from the defects in materials and workmanship for a period of twelve (12) months from the date of sale bill (i.e. purchase invoice or receipt.)
- 4.** The warranty services shall be limited to technical inspection, replacement (at Equibal's option) and free shipping back to customers.
- 5.** This warranty excludes damage resulting from abuse, accident, modifications, use of solvent cleaners, or other causes that are not defects in materials and workmanship.
- 6.** Neither Equibal Inc. nor its dealers shall be liable for any injury, loss or damage, direct or consequential, arising from the use or inability to use the heater. Before operating the heater, consumers should determine the suitability of the heater for the intended purpose and all risks and liabilities.
- 7.** There is no other warranty except for the warranty expressed herein.

Some states do not allow limitations on how long an implied warranty lasts, or allow exclusion or limitation of incidental or consequential damages, so the above limitations or exclusions may not apply to you. This warranty gives you specific legal rights, and you may also have other rights, which vary from state to state.

For Canadian Consumers: Residents of Quebec are governed by that province's consumer protection legislation.


You will not be covered by our Product Liability Insurance if:

1. You are not a licensed professional of the state in which you are practicing.
2. You are not registered with Equibal as a Nufree salon.
3. You don't use all the steps.
4. You substitute any products.

Call our office at **1-800-247-2405** to find out if you are registered. We will help you through the steps to become a REGISTERED NUFREE SALON!!!

Customer Brochures

- Make sure to display in your salon.
- Filled with important information for your clients.
- We have customer flyers targeted towards women & men.
- They come in 3 different languages: English, French & Spanish & Spanish
- Customer brochures produce clients!



Nufree instructional poster for quick reference.



Preferred by Estheticians...

Loved by Women and Men.



Proudly made in the USA

TO BE THE BEST... WE CREATED THE BEST...